



 <b>UNITED STATES POSTAL SERVICE®</b>			<b>NO POSTAGE NECESSARY IF MAILED IN THE UNITED STATES</b>
<b>USPS GROUND ADVANTAGE™ RETURN</b>			
DOMINIQUE JENKINS 2304 LOURDES CIR W MOBILE AL 36617		RMA #: 3719116 	
R. S. LLC PO BOX 507 CEDARHURST NY 11516-0507		<div style="border: 1px solid black; padding: 2px;">B006</div>	
<b>USPS TRACKING NUMBER</b> 			
9202 0902 1560 2502 3060 40		37-19116	
Scan for Free Package Pickup or to Find a Post Office 			

## Merchant Instructions

Cut On Dotted Line

## Online e-Label Record

### USPS Tracking Number:

**9202 0902 1560 2502 3060 40**

USPS Ground Advantage™ Lightweight  
Return

Print Date: 9/18/2023

**From:** DOMINIQUE JENKINS  
2304 LOURDES CIR W  
MOBILE AL 36617

**To:** R. S. LLC  
PO BOX 507  
CEDARHURST NY 11516-0507

RMA #: 3719116



## QR Code Instructions

Scan QR Code to Request Free Package Pickup  
or to Find a Post Office to drop off Packages

1. Center the label onto the largest side of the package so that the label information does not wrap around any edge.
2. If not using a self-adhesive label, tape or glue shipping label to the package. DO NOT TAPE OVER BARCODE. Be sure all label edges are secured.
3. DO NOT PHOTOCOPY. Each shipping label number is unique to the intended shipment and can be used only once. If needed, contact merchant for replacement label.
4. If reusing box or container, remove, cover, or mark out completely any other barcode and address markings.
5. Mail the parcel at a Post Office, drop it in a collection box, leave it with a letter carrier or schedule a free carrier pickup at [usps.com](https://usps.com)



**UNITED STATES  
POSTAL SERVICE**

**Thank you for shipping with the United States Postal Service!**

**Check the status of your shipment on the Track & Confirm page at [www.usps.com](https://www.usps.com)**