



	
<div style="display: flex; justify-content: space-between;"> <div>  </div> <div> <div style="border: 1px solid black; padding: 2px;"> NO POSTAGE NECESSARY IF MAILED IN THE UNITED STATES </div> </div> </div>	
FIRST-CLASS PACKAGE RETURN® SERVICE	
R. S. LLC PO BOX 507 CEDARHURST NY 11516-0507	RMA #: 3712421 
Joselyne Ridings 9385 OFallon Drive Mobile AL 36695	
<div style="border: 1px solid black; padding: 5px; text-align: center;"> B006 </div>	
<div style="text-align: center;"> USPS TRACKING #  9202 0902 1560 2500 0656 11 </div>	
37-12421	<div style="text-align: center;"> Scan for Free Package Pickup or to Find a Post Office  </div>

Merchant Instructions

Cut On Dotted Line

Online e-Label Record

USPS Tracking Number:

9202 0902 1560 2500 0656 11

First-Class Package Return® Service

Print Date: 12/31/2019

From: Joselyne Ridings
9385 OFallon Drive
Mobile AL 36695

To: R. S. LLC
PO BOX 507
CEDARHURST NY 11516-0507

RMA #: 3712421



QR Code Instructions

Scan QR Code to Request Free Package Pickup
or to Find a Post Office to drop off Packages

1. Center the label onto the largest side of the package so that the label information does not wrap around any edge.
2. If not using a self-adhesive label, tape or glue shipping label to the package. **DO NOT TAPE OVER BARCODE.** Be sure all label edges are secured.
3. **DO NOT PHOTOCOPY.** Each shipping label number is unique to the intended shipment and can be used only once. If needed, contact merchant for replacement label.
4. If reusing box or container, remove, cover, or mark out completely any other barcode and address markings.
5. Mail the parcel at a Post Office, drop it in a collection box, leave it with a letter carrier or schedule a free carrier pickup at usps.com



**UNITED STATES
POSTAL SERVICE**

Thank you for shipping with the United States Postal Service!

Check the status of your shipment on the Track & Confirm page at www.usps.com